



Guide to Buying Shoes Online

STEP ONE: [Find your shoe size](#) if you do not already know it. Below you will find step by step instructions on how to do this on your own.

STEP TWO: Read our [Customer Service](#) page. This page has all the FAQs about how to order, processing and delivery times, shipping information, return policy and product warrantee.

STEP THREE: Read our [Terms and Conditions](#). Every single purchase from our store requires you to agree to our Terms and Conditions. Please make sure to read them carefully as you are agreeing to abide by them.

STEP FOUR: Place your order by following the simple [Order Instructions](#).

STEP FIVE: Wait for your shoe delivery to arrive.



STEP SIX: Dance the night away in the most fashionable and comfortable shoes on the dance floor!




Find your shoe size...

All you need to get your proper foot measurement at home is:

- a piece of paper larger than your foot
- a pencil
- tape
- and a ruler or measuring tape.

[BACK TO GUIDE TO BUYING SHOES ONLINE](#)

| | |
|---|---|
|  | <p>1. Tape the paper down to the floor.</p> |
|  | <p>2. STAND UP and place your foot on the paper. Trace the outline of your foot without shoes. For men use the socks you will most likely be wearing with the shoes. Women should not wear socks.</p> <p>Hold the pencil or pen upright and perpendicular to the paper. Do not hold it at an angle.</p> <p>Make sure the pencil is resting snugly against your foot as you draw around it. You may actually find it helpful to have someone else trace your foot, but as you can see in this image, it can be done alone.</p> |

| | |
|---|--|
|  | <p>3. Use your pencil to draw straight lines touching the outermost points at the top, bottom, and both sides of the outline.</p> |
|  | <p>4. Use your ruler or measuring tape to measure the length from the bottom line to the top line that you drew in step three.</p> <p>Be sure to hold the measuring tape straight, and find the closest mark that you can (for inches, use the closest 16th mark) - don't round up or down dramatically. Write this number down.</p> |
|  | <p>5. Many people will need a narrow or wide shoe. This step will help you to determine the width of your foot.</p> <p>Measure the width of your foot by using your measuring tape or ruler to measure from the line on one side of your tracing, to the line on the other side. Again, be certain to find the closest mark that you can (for inches, use the closest 16th mark). Write this number down.</p> |
| <p>- 3/16</p> | <p>6. Repeat these steps for your other foot, and use the larger of the two.</p> <p>After you have your numbers written down, you'll want to subtract 3/16 of an inch from the numbers. This is to accommodate for the slight space between your actual foot and the line made by the pencil.</p> <p>These final numbers are your actual foot measurements, you can convert them to the appropriate size and width using the charts below.</p> |

WOMEN'S SIZE AND WIDTH CHART

Women's shoes run true to size. When ordering select the actual size you get from your measurements.

[BACK TO GUIDE TO BUYING SHOES ONLINE](#)

| WOMEN'S LENGTH | | | | | | WOMEN'S WIDTH | | |
|----------------|----------|-----------|-------------|-----------------|-----------------------|---------------|---------------|-------------|
| U.S. SIZE | EUR SIZE | U.K. SIZE | JAP AN SIZE | Inches (length) | Centi-meters (length) | Narrow INCHES | Medium INCHES | Wide INCHES |
| 4 | 34 | 1.5 | 20 | 8.1875 | 20.8 | | | |
| 4.5 | 34.5 | 2 | 20.5 | 8.375 | 21.3 | | | |
| 5 | 35 | 2.5 | 21 | 8.5 | 21.6 | ≤ 3 3/16 | ≤ 3 9/16 | ≤ 3 15/16 |
| 5.5 | 35.5 | 3 | 21.5 | 8.75 | 22.2 | ≤ 3 4/16 | ≤ 3 10/16 | ≤ 4 |
| 6 | 36 | 3.5 | 22 | 8.875 | 22.5 | ≤ 3 5/16 | ≤ 3 11/16 | ≤ 4 1/16 |
| 6.5 | 37 | 4 | 22.5 | 9.0625 | 23 | ≤ 3 6/16 | ≤ 3 12/16 | ≤ 4 2/16 |



| WOMEN'S LENGTH | | | | | | WOMEN'S WIDTH | | |
|----------------|----------|-----------|-------------|-----------------|-----------------------|---------------|---------------|-------------|
| U.S. SIZE | EUR SIZE | U.K. SIZE | JAP AN SIZE | Inches (length) | Centi-meters (length) | Narrow INCHES | Medium INCHES | Wide INCHES |
| 7 | 37.5 | 4.5 | 23 | 9.25 | 23.5 | ≤ 3 7/16 | ≤ 3 13/16 | ≤ 4 3/16 |
| 7.5 | 38 | 5 | 23.5 | 9.375 | 23.8 | ≤ 3 1/2 | ≤ 3 14/16 | ≤ 4 4/16 |
| 8 | 38.5 | 5.5 | 24 | 9.5 | 24.1 | ≤ 3 9/16 | ≤ 3 15/16 | ≤ 4 5/16 |
| 8.5 | 39 | 6 | 24.5 | 9.6875 | 24.6 | ≤ 3 10/16 | ≤ 4 | ≤ 4 6/16 |
| 9 | 40 | 6.5 | 25 | 9.875 | 25.1 | ≤ 3 11/16 | ≤ 4 1/16 | ≤ 4 7/16 |
| 9.5 | 41 | 7 | 25.5 | 10 | 25.4 | ≤ 3 12/16 | ≤ 4 2/16 | ≤ 4 1/2 |
| 10 | 42 | 7.5 | 26 | 10.1875 | 25.9 | ≤ 3 13/16 | ≤ 4 3/16 | ≤ 4 9/16 |
| 10.5 | 43 | 8 | 27 | 10.3125 | 26.2 | ≤ 3 14/16 | ≤ 4 4/16 | ≤ 4 10/16 |

MEN'S SIZE AND WIDTH CHART

Men's shoes run 1/2 size big. When ordering select 1/2 size smaller than what you get from your measurements.

[BACK TO GUIDE TO BUYING SHOES ONLINE](#)

| MEN'S LENGTH | | | | | | MEN'S WIDTH | | |
|--------------|----------|-----------|-------------|-----------------|-----------------------|---------------|---------------|-------------|
| U.S. SIZE | EUR SIZE | U.K. SIZE | JAP AN SIZE | Inches (length) | Centi-meters (length) | Narrow INCHES | Medium INCHES | Wide INCHES |
| 6 | 38 | 5.5 | 24 | 9.25 | 23.5 | ≤ 3 5/16 | ≤ 3 8/16 | ≤ 3 11/16 |
| 6.5 | 39 | 6 | 24.5 | 9.5 | 24.1 | ≤ 3 5/16 | ≤ 3 9/16 | ≤ 3 13/16 |
| 7 | 40 | 6.5 | 25 | 9.625 | 24.4 | ≤ 3 6/16 | ≤ 3 9/16 | ≤ 3 13/16 |
| 7.5 | 40.5 | 7 | 25.5 | 9.75 | 24.8 | ≤ 3 6/16 | ≤ 3 11/16 | ≤ 3 14/16 |
| 8 | 41 | 7.5 | 26 | 9.9375 | 25.4 | ≤ 3 8/16 | ≤ 3 13/16 | ≤ 3 14/16 |
| 8.5 | 41.5 | 8 | 26.5 | 10.125 | 25.7 | ≤ 3 9/16 | ≤ 3 13/16 | ≤ 4 |
| 9 | 42 | 8.5 | 27 | 10.25 | 26 | ≤ 3 9/16 | ≤ 3 14/16 | ≤ 4 2/16 |
| 9.5 | 42.5 | 9 | 27.5 | 10.4375 | 26.7 | ≤ 3 11/16 | ≤ 3 14/16 | ≤ 4 2/16 |
| 10 | 43 | 9.5 | 28 | 10.5625 | 27 | ≤ 3 13/16 | ≤ 4 | ≤ 4 3/16 |



| MEN'S LENGTH | | | | | | MEN'S WIDTH | | |
|--------------|----------|-----------|-------------|-----------------|-----------------------|---------------|---------------|-------------|
| U.S. SIZE | EUR SIZE | U.K. SIZE | JAP AN SIZE | Inches (length) | Centi-meters (length) | Narrow INCHES | Medium INCHES | Wide INCHES |
| 10.5 | 43.5 | 10 | 28.5 | 10.75 | 27.3 | ≤ 3 13/16 | ≤ 4 2/16 | ≤ 4 5/16 |
| 11 | 44 | 10.5 | 29 | 10.9375 | 27.9 | ≤ 3 14/16 | ≤ 4 2/16 | ≤ 4 5/16 |
| 11.5 | 44.5 | 11 | 29.5 | 11.125 | 28.3 | ≤ 3 14/16 | ≤ 4 3/16 | ≤ 4 6/16 |
| 12 | 45 | 11.5 | 30 | 11.25 | 28.6 | ≤ 4 | ≤ 4 5/16 | ≤ 4 6/16 |
| 12.5 | 45.5 | 12 | 30.5 | 11.4375 | 29 | ≤ 4 2/16 | ≤ 4 5/16 | ≤ 4 8/16 |
| 13 | 46 | 12.5 | 31 | 11.5625 | 29.4 | ≤ 4 2/16 | ≤ 4 6/16 | ≤ 4 10/16 |
| 13.5 | 46.5 | 13 | 31.5 | 11.75 | 29.8 | ≤ 4 3/16 | ≤ 4 6/16 | ≤ 4 13/16 |
| 14 | 47 | 13.5 | 32 | 11.875 | 30.2 | ≤ 4 3/16 | ≤ 4 8/16 | ≤ 4 14/16 |

Order Instructions...

Please keep in mind that items not in stock will have to be ordered. Production takes 12-15 weeks not including delivery time. If you want something faster you can always see our in stock list here:

<http://dl.dropbox.com/u/1387209/Burju%20Shoes%20Public/BS%20Inventory%20List.pdf>

1. Click on the link: http://burjushoes.com/Merchant2/merchant.mvc?Screen=PROD&Product_Code=210RedSat&Category_Code=Womens&Product_Count=56
2. Select your size (US Street size), width and heel (measured by outside or highest point) in the lower right hand corner.
3. Click on the little box under "Heels" to agree to our terms of ordering. http://burjushoes.com/pdf/BS_Terms_for_purchase.pdf
4. Click "Add to Bag" button in Fuchsia Color in the lower right hand corner.
5. If you would like to see the items in your Shopping Bag, click on the "Shopping Bag" link located on the top right corner above the search box.
6. When you have finished shopping, click on "Checkout" (in Fuchsia letters) on the top right corner next to "Shopping Bag".
7. Proceed to check out with or without setting up an account.

[BACK TO GUIDE TO BUYING SHOES ONLINE](#)